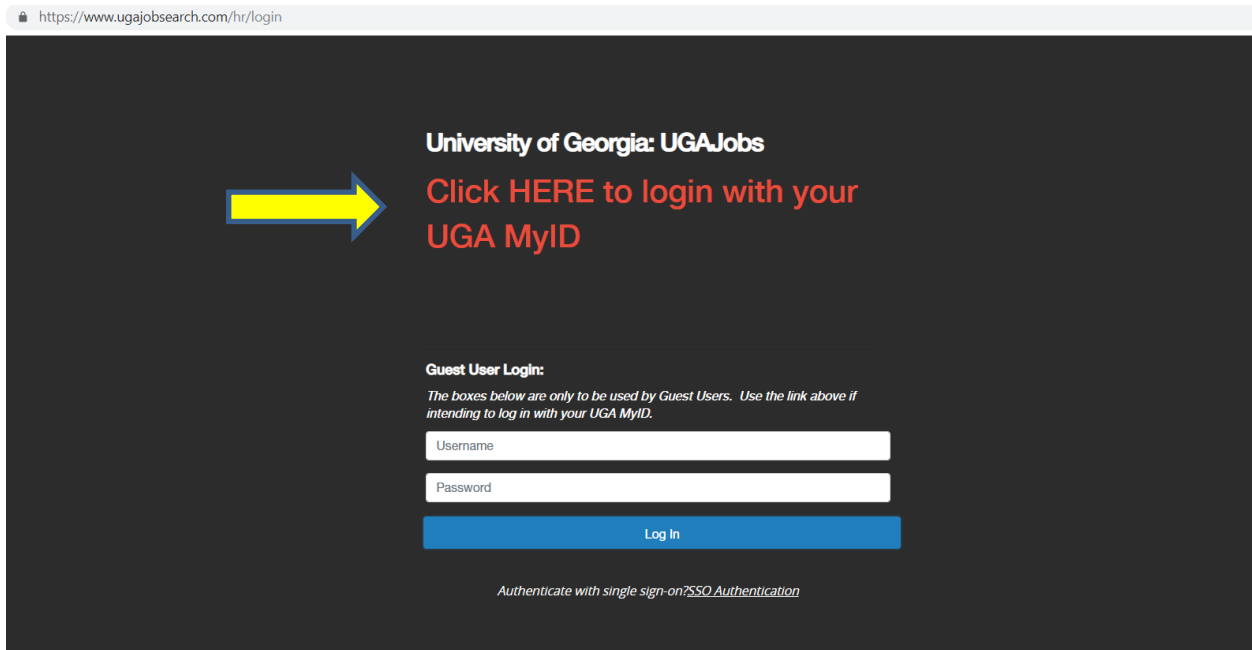
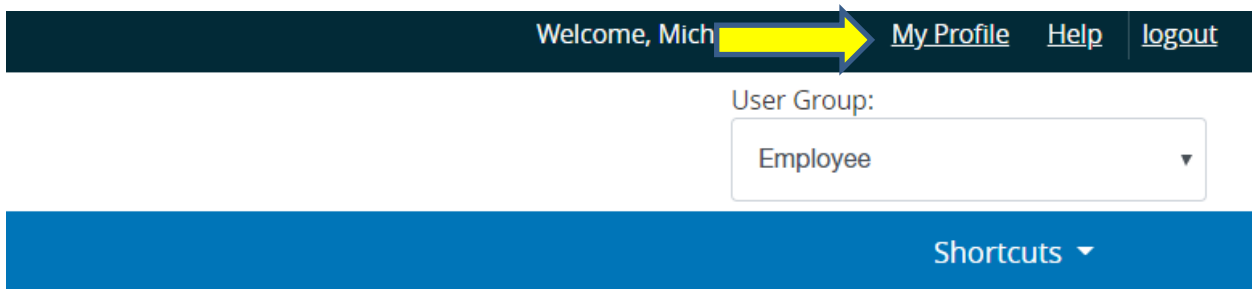


# How to View Your OneUSG Connect Job Title and Job Code

1. Go to <https://www.ugajobsearch.com/hr/login>  
Click on the red link labeled **Click HERE to login with you UGA MyID**  
Log in with your UGA MyID & Password

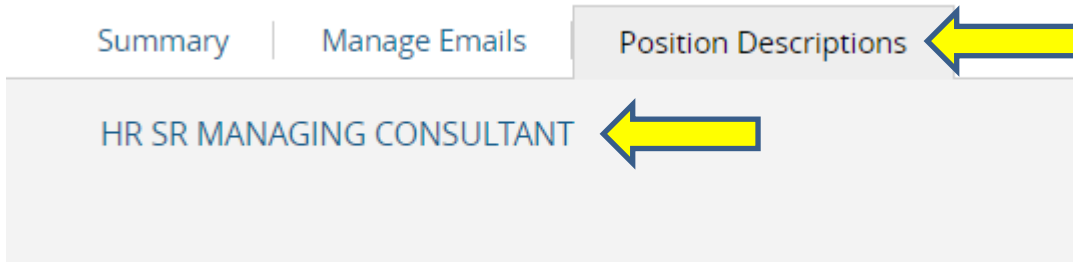


2. Click on the **My Profile** link at top right corner of page




3. Click on the tab labeled **Position Descriptions**

4. Click on your **Position Description title** (e.g., HR SR MANAGING CONSULTANT in this screen shot)



5. You will see your **OneUSG Connect Job Title and Job Code** as first two rows of the Classification information.


 **Position Description: HR SR MANAGING CONSULTANT (Staff)**

Current Status: Active

Position Type: Staff | Created by: System Account



Department: Central HR Human Resources AVP (H1000605)

Summary | Associated Classification

 Classification

Please review the details of the Title below. Page titles prefaced with an X and highlighted in RED have errors or missing data. Page titles prefaced all pages have validated successfully, you may take action on the Title using the actions listed in the **Workflow actions for this posting** pane.

Classification Information

OneUSG Connect Job Title	HR/EEO/OD Professional	
OneUSG Connect Job Code	422X00	
Pay Grade		
FLSA	Exempt	
SOC		